


**Table of Contents—NEMA ETB**





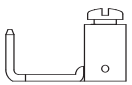
Overview (Selector Chart) .....238-241  
Catalog Numbering Code .....242  
Miniature Blocks, 100 Series .....243-246  
Medium Duty, 900 Series/ERT Series (Radiation Resistant) .....247-255  
Heavy Duty, 200 Series .....257-264  
Heavy Duty, Phenolic, 200 Series .....265-270  
Intermediate Heavy Duty, 800 Series .....271-273  
Fuse & Switch .....279-286  
One-Piece Phenolic Blocks .....287-290  
Accessories .....291  
Technical Summary .....292-294

**NEMA ETB Selector Chart**

**High Density Series 100**

**Medium Duty Series 900**




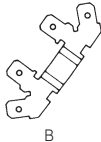
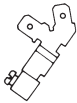









	High Density Miniature	High Density Single Tier	High Density Double Tier	Medium Duty			
<b>Mounting</b>	Direct Mount, Miniature Channel	Direct Mount, Standard & Breakaway Channel	Channel only: Standard & Breakaway	Direct Mount Standard, Miniature & Breakaway Channels			
<b>AWG Wire Range</b>	#30-12	#30-12	#30-12	#22-8	#22-8	10*, #22-14	#22-10
<b>Contact Types</b>		Tubular Clamp		Tubular Clamp	Tubular Screw	Strap Screw	Plug-In
<b>R</b> =Shipped with screws raised <b>B</b> =Shipped with screws bottomed		 B		 B	 B	 B	
<b>Ampacity</b>	28A	28A	25A	30A	50A	35A*, 15A	30A
<b>Voltage</b>	300 V 600 V (Limited Power Circuits)	600 V	600 V	600 V	600 V	600 V	600 V
<b>Center-to-Center Spacing</b>	.25" [6.35]	.25" [6.35]	.24" [6.10]	.375" [9.53]	.375" [9.53]	.375" [9.53]	.375" [9.53]
<b>Housing Material</b>	Nylon or Polypropylene	Nylon	Nylon	PCT	PCT	PCT	PCT
<b>Flammability Rating</b>	UL94V-2 or UL94V-0	UL94V-2	UL94V-2	UL94V-0	UL94V-0	UL94V-0	UL94V-0
<b>Max. Service Temperature</b>	125°C (257°F) or 105°C (222°F)	125°C (257°F)	125°C (257°F)	150°C (302°F)	150°C (302°F)	150°C (302°F)	150°C (302°F)
<b>Pages</b>		243, 244		248	248	248	249

\*Acceptable for 35A max. factory wiring only when used with 10AWG wire preterminated with suitable ring tongue terminals.













**NEMA ETB Selector Chart** (Continued)

	Medium Duty Series 900		ERT Series			Heavy Duty Series 200			
									
	Medium Duty		Medium Duty Radiation Resistant			Nylon or Polypropylene			
<b>Mounting</b>	Direct Mount Standard, Miniature & Breakaway Channels		Standard and Breakaway Channels			Direct Mount or: Flat Base fits Miniature Channel. Dovetail Base fits Standard & Breakaway Channels			
<b>AWG Wire Range</b>	— #18-12		#22-8	#22-8	#10*, #22-14	#18-6 smaller	#18-4	#18-8	#10 & smaller
<b>Contact Types</b>	Quick Connect	Tubular Quick Connect Combination	Tubular Clamp	Tubular Screw	Strap Screw	Tubular Clamp	Tubular Screw	Strap Clamp	Strap Screw
<b>R=</b> Shipped with screws raised <b>B=</b> Shipped with screws bottomed									
<b>Ampacity</b>	20A	20A	30A	50A	35A*, 15A	65A	85A	50A	35A
<b>Voltage</b>	300 V		600 V			600 V			
<b>Center-to-Center Spacing</b>	.375" [9.53]		.375" [9.53]			.50" [12.70]			
<b>Housing Material</b>	PCT		RYTON			Nylon or Polypropylene			
<b>Flammability Rating</b>	UL94V-0		UL94V-0			UL94V-2 or UL94V-0			
<b>Max. Service Temperature</b>	150°C (302°F)		200°C (392°F)			125°C (257°F) or 105°C (222°F)			
<b>Pages</b>	248	249	250			257-264			



**NEMA ETB Selector Chart** (Continued)










	Heavy Duty Series 200				Intermediate HD Series 800		Ultra Heavy Duty Series 400	
								
	Phenolic				Intermediate Heavy Duty		Ultra Heavy Duty	
<b>Mounting</b>	Direct Mount or Standard & Breakaway Channels				Direct Mount or Standard & Breakaway Channels		Direct Mount or Standard & Breakaway Channels	
<b>AWG Wire Range</b>	#18-6	#18-4	#18-8	#10 & smaller	#12-1/0		#12-2/0 kcmil (MCM)	
<b>Contact Types</b>	Tubular Clamp	Tubular Screw	Strap Clamp	Strap Screw	Tubular Screw		Tubular Screw	Tubular Screw
<b>R</b> =Shipped with screws raised <b>B</b> =Shipped with screws bottomed	 B	 R	 B	 B	 B		 R	 R
<b>Ampacity</b>	65A	85A	50A	35A	150A		175A	255A
<b>Voltage</b>	600 V				600 V		600 V	
<b>Center-to-Center Spacing</b>	.56" [14.22]				.75" [19.05]		1.19" [30.23]	
<b>Housing Material</b>	Phenolic				Nylon		Phenolic	
<b>Flammability Rating</b>	UL94V-1				UL94V-2		UL94V-1	
<b>Max. Service Temperature</b>	150°C (302°F)				125°C (257°F)		150°C (302°F)	
<b>Pages</b>	265-270				271-273		274-277	

**NEMA ETB Selector Chart** (Continued)

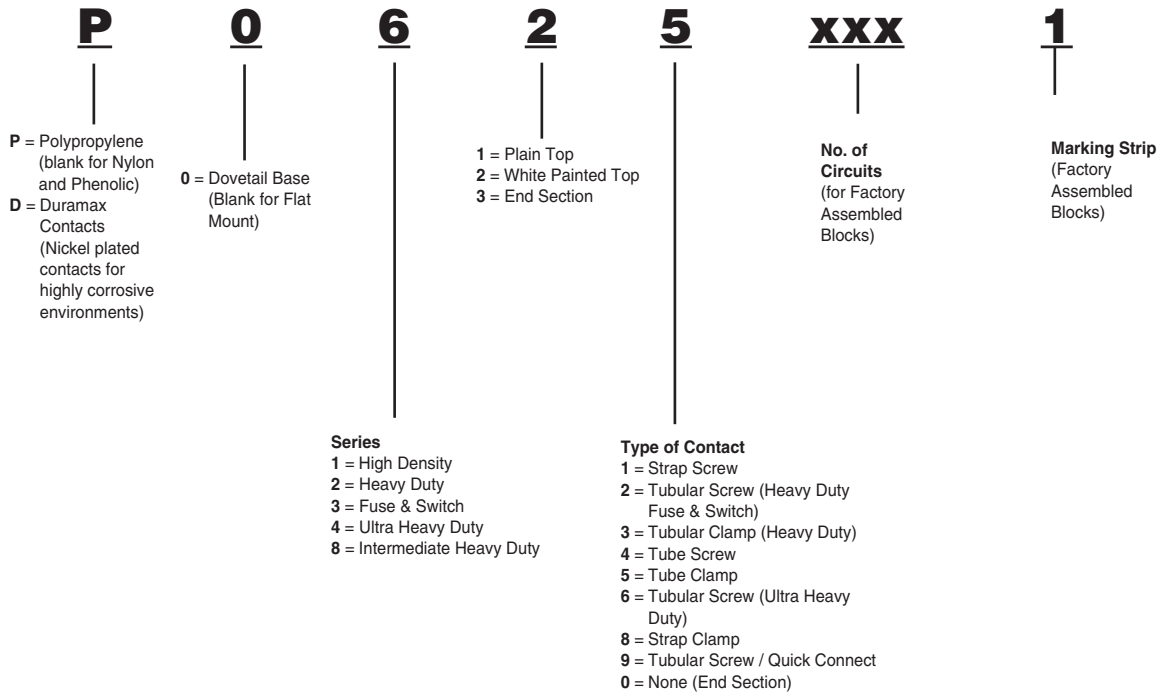
**Fuse and Switch Series 300**

**One-Piece**



	Nylon or Polypropylene			Phenolic			One-Piece		
<b>Mounting</b>	Direct Mount or Standard & Breakaway Channels			Direct Mount or Standard & Breakaway Channels			Direct Mount		
<b>AWG Wire Range</b>	#18-8	#18-8	#8	#18-8 & Smaller	#18-8	#8 & Smaller	#6	#8	#8
<b>Contact Types</b>	Tubular Screw	Strap Clamp	Strap Screw	Tubular Screw	Strap Clamp	Strap Screw	Tubular Clamp	Strap Clamp	Strap Screw
<b>R</b> =Shipped with screws raised <b>B</b> =Shipped with screws bottomed	 B	 B	 B	 B	 B	 B	 B	 B	 B
<b>Ampacity</b>	15A Switch 30A Fuse			15A Switch 30A Fuse			70A	50A	50A
<b>Voltage</b>	600 V			600 V			600 V		
<b>Center-to-Center Spacing</b>	.75" [19.05]			.75" [19.05]			.63" [16.00]		
<b>Housing Material</b>	Nylon or Polypropylene			Phenolic			Phenolic		
<b>Flammability Rating</b>	UL94V-2 or UL94V-0			UL94V-1			UL94V-1		
<b>Max. Service Temperature</b>	125°C (257°F) or 105°C (222°F)			150°C (302°F)			150°C (302°F)		
<b>Pages</b>	278-282			283-285			286-289		

**Catalog Numbering Code**




**Note:** Some catalog number combinations are not valid. Check appropriate catalog pages before ordering.

**100 Series High Density Miniature Blocks**

**Product Facts**


- **No Wire Crimping Required** — tubular clamp contacts hold wire ranging from #30 to #12 AWG better than crimp-on terminals.
- **Saves Installation Time and Costs** — tubular clamp contacts are supplied with captive screws backed out.
- **Nylon housing standard; polypropylene for fire retardant characteristics.**
- **Positive Stop** — helps prevent wire from being inserted too far, and helps prevent screw from being tightened on insulation. Easy access contact provides for safe, reliable, and cost-effective connection.
- **Quick Installation and Change** — additional sections may be added or removed without removing channel mounting screw.
- **Choice of Five Mounting Channels:**
  - Miniature aluminum
  - Zinc-plated steel
  - Pre-punched aluminum
  - Break-away steel
- **Single and Double Tier blocks fit all standard BUCHANAN mounting channels. Single Tier blocks fit both miniature and standard channels.**
- **Choice of Marking Surfaces** — matte-finish area for marking directly on block; slide-in vinyl strip (blank or preprinted) also available.



These miniature terminal blocks fit on a much smaller channel to save valuable panel space or can be surface mounted directly to the panel. Miniature blocks accept wire as large as #12 AWG and are available in four styles: Miniature (nylon), Miniature (polypropylene), Single Tier and Double Tier.



**100 Series High Density Miniature Blocks**




**Miniature Nylon**



**Miniature Polypropylene**



**Single Tier**



**Double Tier**

**Characteristics**

Type of Block	Model	Part Number	Model	Part Number	Model	Part Number	Model	Part Number
Standard Block	125-BU	2-1437392-3	P125	4-1437392-7	115-BU	1437381-5	105-BU	1-1437392-7
Corrosion Resistant (nickel plated contacts)	D125	3-1437389-3	DP125	7-1437389-1	D115	3-1437389-2	D105	2-1437392-9
<b>Specifications</b>								
Housing Material	Nylon	—	Polypropylene	—	Nylon	—	Nylon	—
Max. Service Temperature	125°C (257°F)	—	105°C (221°F)	—	125°C (257°F)	—	125°C (257°F)	—
Flammability	UL94V-2	—	UL94V-0	—	UL94V-2	—	UL94V-2	—
Wire Strip Length (in.)	5/16	—	5/16	—	5/16	—	5/16	—
Torque, in-lbs.	6-9	—	6-9	—	6-9	—	6-9	—
<b>Electrical Characteristics</b>								
UL Rating	28 A @ 300V	—	28 A @ 300V	—	20 A @ 600V	—	20 A @ 600V	—
Wire Range (solid & stranded)	30-12	—	30-12	—	30-12	—	30-12	—
<b>Spacing</b>								
Pitch	0.25"	—	0.25"	—	0.25"	—	0.24"	—
Terminals per Foot	48	—	48	—	48	—	102	—
<b>Accessories</b>								
End Section (gray)	130-BU	2-1437392-5	P130	4-1437392-9	120	2-1437392-1	110-BU	1-1437392-8
Jumper, 2 pole	10	1437381-1	10	1437381-1	10	1437381-1	—	—
Jumper, 10 pole	—	—	—	—	—	—	J10	3-1437392-1
Jumper, Inter-tier	—	—	—	—	—	—	J2-BU	3-1437392-2
<b>Mounting Channel</b>								
Miniature (3ft)	12	1437381-8	12	1437381-8	12	1437381-8	—	—
Steel, Zinc plated (6ft)	—	—	—	—	60	9-1437381-1	60	9-1437381-1
Steel, Zinc plated (3ft)	—	—	—	—	63-BU	9-1437381-8	63-BU	9-1437381-8
Breakaway, steel	—	—	—	—	60B36	9-1437381-2	60B36	9-1437381-2
Pre-punched aluminum (6ft)	—	—	—	—	64	9-1437381-9	64	9-1437381-9
Pre-punched aluminum (3ft)	—	—	—	—	67	1437382-2	67	1437382-2
<b>Channel Clamps</b>								
Miniature (use w/#12 channel)	11	1437381-4	11	1437381-4	11	1437381-4	—	—
Universal	—	—	—	—	68	1437382-3	68	1437382-3



LR25557 E63810



*Electronics*

**100 Series High Density Miniature Blocks Accessories**

**Channel Clamps**

**Marking Accessories**



Screw Steel Channel	Universal	Snap-in	Miniature for #12 Channel	See-thru Cover	Ganging Rod	Miniature Vinyl Marking Strips	Elevated Marking Strip	Nylon Holding Plug
<b>Part Number</b>								
9-1437381-5	1437382-3	9-1437381-7	1437381-4	1-1437381-0	1-1437381-1	1-1437381-2	4-1437381-1	1-1437381-3
<b>Catalog Number</b>								
61	68	62	11	13	14	15	52-BU	16
<b>Available For</b>								
Single Tier Double Tier	Single Tier Double Tier	Single Tier Double Tier	Miniature Single Tier	Miniature Single Tier	Miniature Single Tier	Miniature Single Tier Double Tier	Miniature Single Tier Double Tier	Miniature Single Tier
<b>Standard Length</b>								
—	—	—	—	—	2 feet	25 feet	18 inches	—

**Factory Assembled Blocks**

Description	Direct Mount	Channel Mount
Miniature (nylon)	125xx	0125xx
	D125xx (nickel)	D0125xx (nickel)
Single Tier (nylon)	115xx	0115xx
	D115xx (nickel)	D0115xx (nickel)
Double Tier (nylon)	105xx	0105xx
	D105xx (nickel)	D0105xx (nickel)
Miniature (polypropylene)	P125xx	P0125xx
	DP125xx (nickel)	DP0125xx (nickel)

**Note:** xx = number of blocks desired. For factory assembled blocks with removable marking strip, add "-1" to Catalog Number. Minimum order quantities may apply.

**Related Product Data**

**Wire Pins and Ferrules**—Pages 108-110

For more information on AMP Standard Terminals and Splices or Quick-Connect FASTON Receptacles and Tabs, request Catalog 82042.



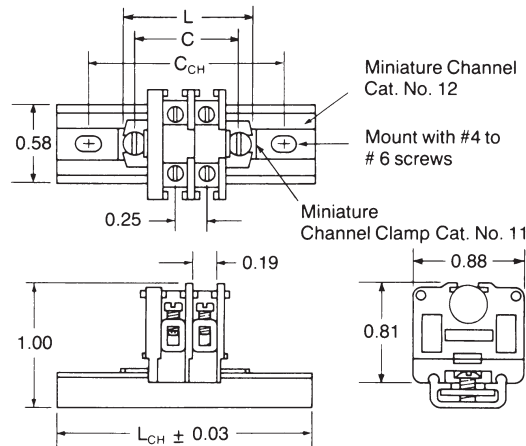
**Miniature Blocks**

**Miniature**

$C = .29 [7.37] + (.25 [6.35] \times N)$   
 $L = .51 [12.95] + (.25 [6.35] \times N)$

**On Miniature Channel:**

$C_{CH} = 1.00 [25.4] + (.25 [6.35] \times A)$   
 $L_{CH} = 1.35 [34.29] + (.25 [6.35] \times A)$   
 A = N when N is even  
 A = N + 1 when N is Odd  
 N = No. of Miniature Sections

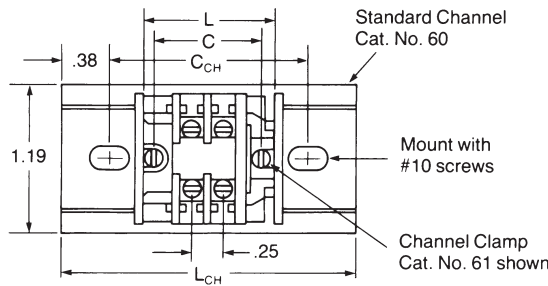


**Single Tier**

$C = .35 [8.89] + (.25 [6.35] \times N)$   
 $L = .50 [12.7] + (.25 [6.35] \times N)$

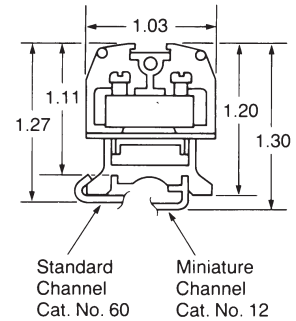
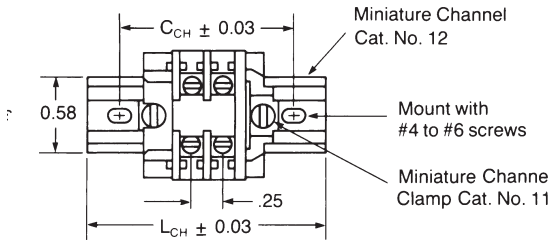
**On Standard Channel:**

$C_{CH} = 2.00 [50.8] + (.25 [6.35] \times N)$   
 $L_{CH} = 2.75 [69.85] + (.25 [6.35] \times N)$   
 N = No. of Single Tier Sections



**On Miniature Channel:**

$C_{CH} = 1.00 [25.4] + (.25 [6.35] \times A)$   
 $L_{CH} = 1.35 [34.29] + (.25 [6.35] \times A)$   
 A = N when N is Even  
 A = N + 1 when N is Odd  
 N = No. of Single Tier Sections

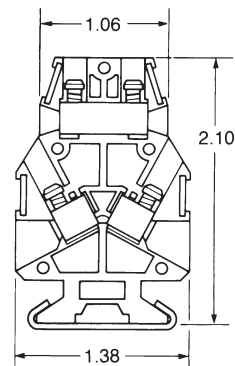
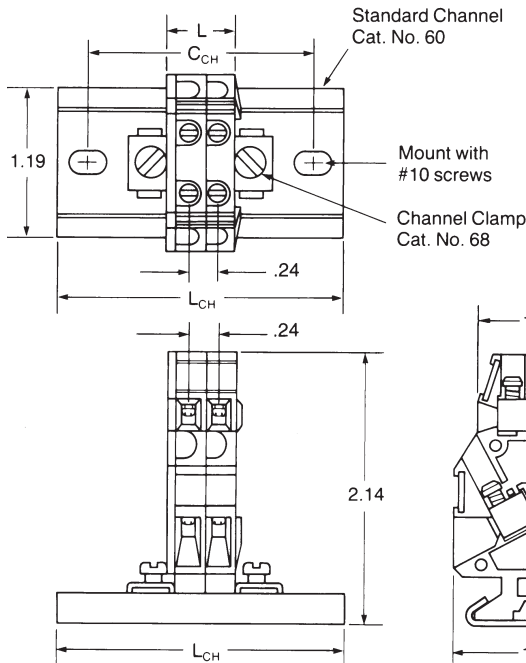


**Double Tier**

$L = .08 [2.03] + (.24 [6.10] \times N)$

**On Miniature Channel:**


$C_{CH} = 1.58 [2.03] + (.24 [6.10] \times A)$   
 $L_{CH} = 2.33 [59.18] + (.24 [6.10] \times A)$   
 N = No. of Double Tier Sections



**900 Series, Medium Duty**

**Product Facts**

- High circuit density - 183 circuits per 6-foot length, 3/8 inch pitch.
- Choice of five contact styles - tubular clamp, tubular screw, strap screw, quick connect and tubular screw quick connect.
- Sections snap-fit with Heavy Duty, Intermediate Heavy Duty, and Fuse & Switch blocks.
- Readily identify circuits - mark directly on block sections or use removable marking strip. Preprinted marking strips also available.
- Rated up to 50 amperes per circuit.
- Flat base models mount directly to surfaces or on miniature channel. Dovetail base mounts on standard size channel.
- Packaged for rapid handling and assembly - 100 per carton.
- Only one end section needed per block assembly.
- Fanning strips - interlocking sectional fanning strips allow entire circuit groups to be connected and disconnected as a single unit.
- Factory assembled blocks available, including marking strips and different contact sections.



NEMA 900 Series is available in .375" [9.53] centerline, in direct or channel mount, tubular or strap versions, and screw, clamp or quick connect configurations. Corrosion-resistant versions are also available.

NEMA 900 Series snap fit with the Medium Duty 500, 600 and 700 Series, as well as with the Heavy Duty, Intermediate Heavy Duty and Fuse & Switch blocks.



**900 Series, 600V Medium Duty, 0.375" [9.53] Pitch**



**Characteristics**

**Strap Screw**

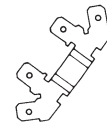
**Tubular Screw**

**Tubular Clamp**

**Quick Connect**

Type of Block	Model	Part Number	Model	Part Number	Model	Part Number	Model	Part Number
<b>Direct Mount (Flat Base)</b>								
Standard	921	1546143-1	924	1546147-1	925	1546234-1	927	1546149-1
Corrosion Resistant (Duramax)	D921	1546143-2	D924	1546147-2	D925	1546234-2	—	—
<b>Channel Mount (Dovetail Base)</b>								
Standard	0921	1546144-1	0924	1546148-1	0925	1546235-1	0927	1546150-1
(Duramax)	D0921	1546144-2	D0924	1546148-2	D0925	1546235-2	—	—

**Contact Type**



**Specifications**

Wire Range (AWG) Solid & Stranded	10*, 22-14	22-8	22-8	—
Wire Strip Length (in.)	—	11/32	11/32	—
Screw Type	6-32 Binding Head	10-32 Pan Head	10-32 Slotted Pan Head	—
Ampacity	35 A*, 15A	50 A	30 A	20 A

**End Sections**

Direct Mount	930	1546163-1	930	1546163-1	930	1546163-1	930	1546163-1
Channel Mount	0930	1546164-1	0930	1546164-1	0930	1546164-1	0930	1546164-1

\*Acceptable for 35A max. factory wiring only when used with 10AWG wire preterminated with suitable ring tongue terminals.  
**Note:** Standard package is 100 pieces for contact, 25 pieces for end section.

**Comparison (Type of Block)**



**Direct Mount (Flat Base)**



**Channel Mount (Dovetail Base)**



**900 Series, 600V Medium Duty, 0.375" [9.53] Pitch** (Continued)



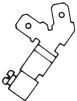

**Tubular Screw & Quick Connect**




**Tubular Clamp with Blade**



**Tubular Clamp with Cantilever**

Model	Part Number	Model	Part Number	Model	Part Number
929	1546151-1	—	—	—	—
—	—	—	—	—	—
0929	1546152-1	BP035M	3-1437394-6	BP35F	3-1437394-7
—	—	—	—	—	—
					
18-12		22-10		22-10	
—		11/32		11/32	
—		10-32 Phil-slot		10-32 Phil-slot	
20 A		30 A		30 A	
930	1546163-1	—	—	—	—
0930	1546164-1	0930	1546164-1	—	—

**ERT Series, Medium Duty Radiation Resistant**

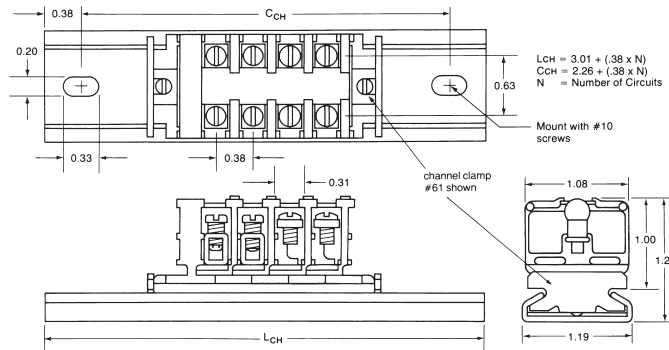


**Physical Properties**  
**Effect of Radiation on Physical Properties**

The effects of radiation (neutron and gamma particles) on RYTON R-4 material have been studied. Since RYTON, as an engineering plastic, may fill applications in nuclear installations these effects are important. The test results show no effects on physical properties by these relatively high exposures to gamma and neutron radiation. There is no indication from these data of crosslinking or degradation of the RYTON R-4 material.

**Note:** Determination of the suitability of the ERT Series Blocks for particular applications rests solely with customers.

DOVETAIL BASE MOUNTED ON STANDARD #60 CHANNEL



Description	Catalog Number	Part Number
Strap Screw	0721ERT	1437394-9
Tubular Clamp	0725ERT	1-1437394-6
Tubular Screw	0724ERT	1-1437394-1
End Section	0730ERT	2-1437394-0


Housing: RYTON (Polyphenylene Sulfide)		ASTM Test
Density	100 lbs./ft.3	D1505-68
Tensile Strength	19,500 psi	D638-72
Elongation	1.3%	D638-72
Flexural Modulus	1,700,000 psi	D790-91
Flexural Strength	29,000 psi	D790-91
Compressive Strength	21,000 psi	D695-69
Izod Impact Strength		
Unnotched, 1/8" Specimen	8.0 ft. lbs./in.	
Notched, 1/8" Specimen	1.4 ft. lbs./in.	
Rockwell Hardness	R-123	D785-65
Water Absorption	0.05%	D570-63
Heat Distortion Temp. @ 264 psi	500°F	D648-72
Specific Heat, 24 hrs. @ 25°C	0.25 btu/lb./°F	
Thermal Conductivity	2.0 btu-in./h-ft.2 F	
Coefficient/Linear Thermal Exp.	2.5 x 10-5 in./in./° F	
Flammability, UL 94	V-0	
Dielectric Strength	350 volts/mil	D149-64
Dielectric Constant, 25°C 1 kHz	3.9	D150-70
1MHz	3.8	
Dissipation Factor, 25°C 1kHz	0.0010	D150-70
1MHz	0.0013	
<b>Conditions</b>		
Temperature	In Reactor Core 35°C	In Water Pool 30°C
Radiation	Mainly neutrons	Mainly gamma
Intensity	1010 ergs g-1 (C)	109 ergs g-1 (C)
Used Particle Detectors	Calorimeter and activation detectors	Ionization chamber
<b>Radiation Dose</b>		
	Flexural Strength psi	Modulus of Elasticity, psi
0	28,700	1,900,000
<b>A. Neutron</b>		
5 x 10 rad	29,000	1,910,000
1 x 10 rad	28,900	1,880,000
<b>B. Gamma</b>		
5 x 10 rad	29,700	1,810,000
1 x 10 rad	30,200	1,840,000
5 x 10 rad	28,500	1,820,000

RYTON is a registered trademark of Chevron Phillips Chemical Company.



**Medium Duty Accessories**

**Mounting Channel**



Miniature		Steel Channel		Break Away Steel		Pre-punched Aluminum Channel	
Part Number	Catalog Number	Part Number	Catalog Number	Part Number	Catalog Number	Part Number	Catalog Number
1437381-8	12	9-1437381-1 9-1437381-8	60 63-BU	9-1437381-2	60-B-36	9-1437381-9 1437382-2	64 67
<b>Standard Length</b>							
3 feet		6 feet 3 feet		3 feet		6 feet 3 feet	

**Channel Clamps**



Screw Channel Clamps	Universal Clamps	Snap-In Clamps	Miniature for #12 Channel	See-thru Cover	Ganging Rod	Polarizing Plug	
<b>Part Number</b>	9-1437381-5	1437382-3	9-1437381-7	1437381-4	1-1437382-2	3-1437381-9	2-1437382-5
<b>Catalog Number</b>	61	68	62	11	71	30-BU	84
<b>Standard Length</b>						2 feet	—

**Jumpers**



Jumper for tubular Contacts	Snap-apart for Tubular Contacts	
<b>Part Number</b>	1437382-6	1-1437382-3
<b>Catalog Number</b>	70	73

**Related Product Data**

**Wire Pins and Ferrules**—Pages 108-110  
For more information on AMP Standard Terminals and Splices or Quick-Connect FASTON Receptacles and Tabs, request Catalog 82042.

**Medium Duty Accessories** (Continued)

**Marking Accessories**



	Plastic Cloth Tape	Plastic Cloth Tape	Vinyl Marking Strips	Elevated Marking Strip	Nylon Holding Plug
<b>Part Number</b>	1437382-1	8-1437381-0	6-1437381-3	4-1437391-1	4-1437393-0
<b>Catalog Number</b>	66	55-BU	50-BU	52-BU	65-BU
<b>Standard Length</b>	—	50 feet	25 feet	18 inches	—

**Sectional Fanning Strips**



Strap Screw



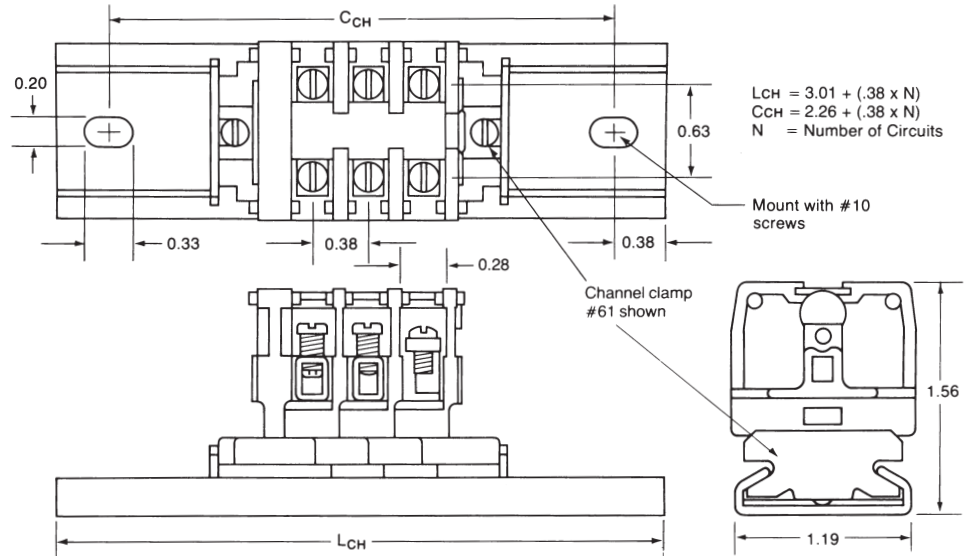
Tubular Screw

Description	Standard Package	Part No.	Catalog No.
Tubular Screw	50	1-1437382-4	74
Strap Screw	50	1-1437382-7	78-TB
Molding Only, no contact	50	4-1437393-1	74100



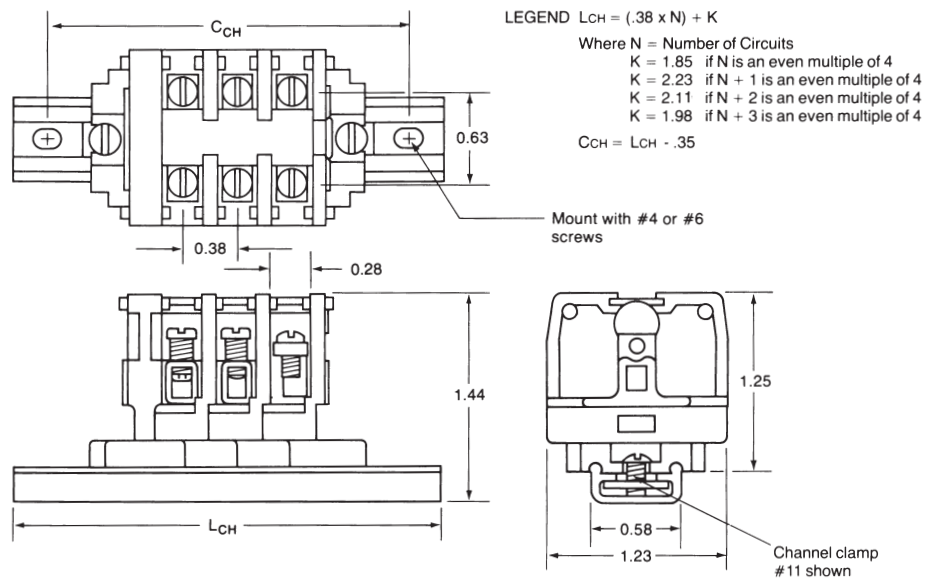
**Medium Duty Channel Mount**

**Dovetail Base Mounted On Standard #60 Channel**

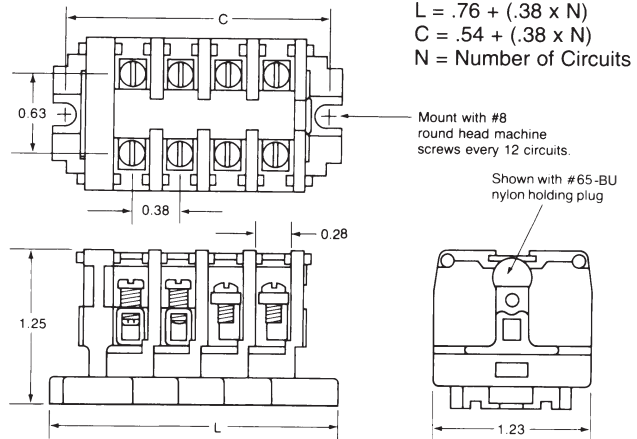
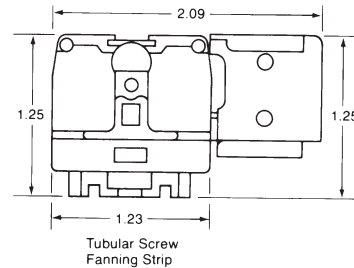
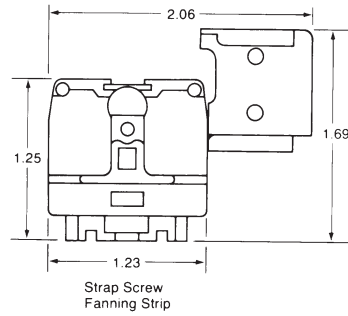


NEMA Terminal Blocks **6**

**Flat Base Mounted On Miniature #12 Channel**

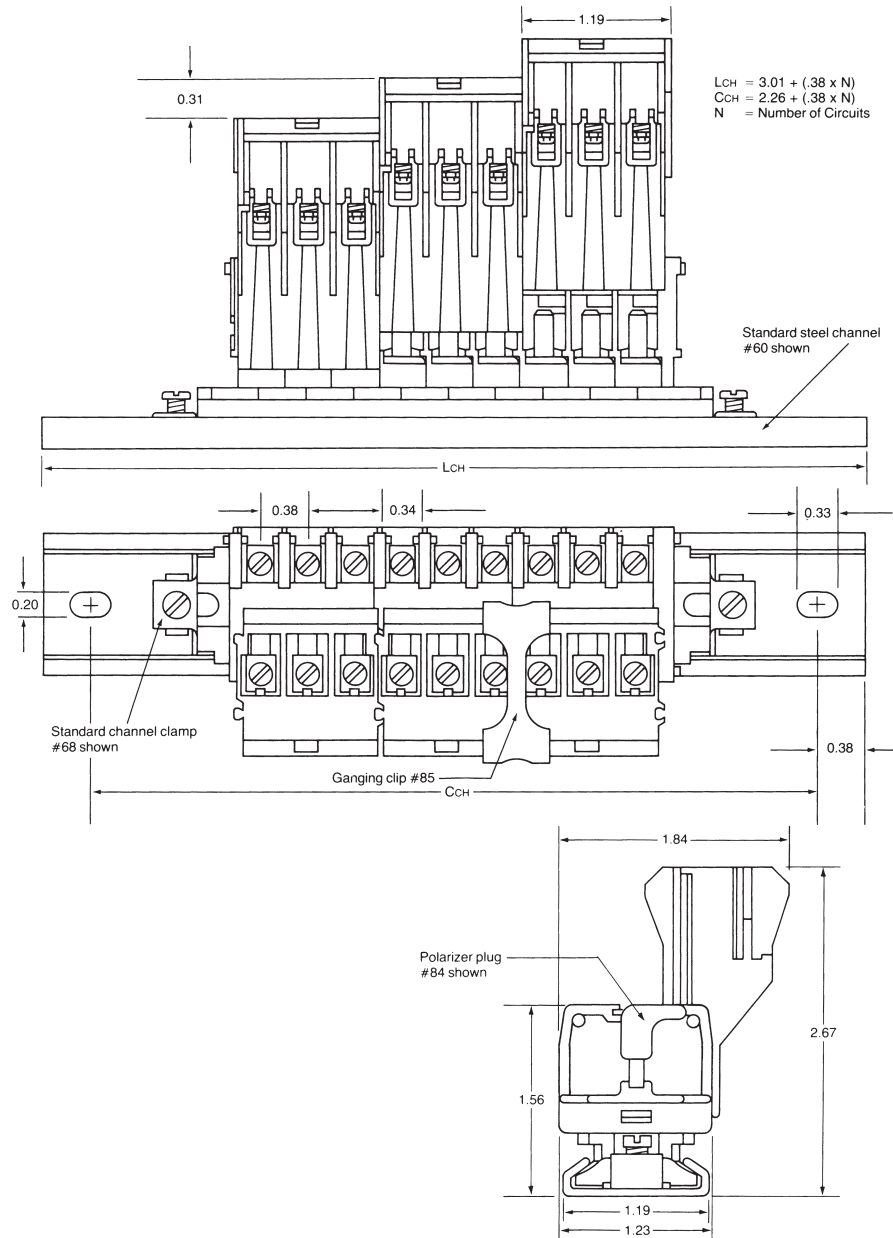


**900 Series, Flat Base**



**BP Series, Plug-in Blocks**

**Dovetail Base Mounted On Standard #60 Channel**




**Engineering Notes**

A large grid area for writing engineering notes, consisting of a uniform grid of small squares covering most of the page.

**200 Series Heavy Duty**

**Product Facts**

- Choose from 5 different contact styles.
- 600 volt UL and NEMA rating.
- Conservatively rated from 50 to 90 amperes per circuit, depending on which contact style is selected.
- Choose any of three mounting methods — two-way flat base models surface mount directly to the panel or snap-on miniature channel. Dovetail base models mount on standard channel.
- Packaged for rapid handling and assembly — snap-fit sections are packed 10 per carton.
- Only one end section needed per block assembly.
- Readily identify circuits — mark directly on block sections or use removable marking strip. Pre-printed strips are also available.




This compact, heavy duty block line accepts single or combination wires up to #4 AWG, solid or stranded. The compact design allows at least 138 circuits per 6-foot length to be mounted. The pitch of this 600 volt block is 0.50" [12.70] (centerline spacing).

NEMA Terminal Blocks **6**



**200 Series, Heavy Duty, 600V, 0.50" [1.27] Pitch**



**Characteristics**

**Strap Screw**

**Strap Clamp**

**Tubular Screw**

**Tubular Clamp**

Type of Block	Model	Part Number	Model	Part Number	Model	Part Number	Model	Part Number
<b>Direct Mount (Flat Base)</b>								
Nylon, Unpainted	241	3-1437390-9	248	4-1437390-2	242	4-1437390-0	243	4-1437390-1
Polypropylene	P241	6-1437390-5	P248	6-1437390-8	P242	6-1437390-6	P243	6-1437390-7
<b>Channel Mount (Dovetail Base)</b>								
Nylon, Painted	0241	1-1437390-6	0248	2-1437390-4	0242	2-1437390-0	0243	2-1437390-1
Polypropylene	P0241	5-1437390-9	P0248	6-1437390-3	P0242	6-1437390-0	P0243-BU	6-1437390-2

**Contact Type**



**Specifications**

Wire Range (AWG) Solid & Stranded	22-10	18-8	18-4	18-6
Wire Strip Length (in.)	—	1/2	1/2	1/2
Screw Type	10-32 binding head	8-32 pan head	1/4-28 set screw	1/4-28 set screw
Ampacity	35 A	50 A	85 A	65 A

**End Sections**

Direct Mount, Nylon	250	4-1437390-3	250	4-1437390-3	250	4-1437390-3	250	4-1437390-3
Direct Mount, Polypropylene	P250	6-1437390-6	P250	6-1437390-6	P250	6-1437390-6	P250	6-1437390-6
Channel Mount, Nylon	0250	2-1437390-5	0250	2-1437390-5	0250	2-1437390-5	0250	2-1437390-5
Channel Mount, Polypropylene	P0250	6-1437390-4	P0250	6-1437390-4	P0250	6-1437390-4	P0250	6-1437390-4

**Notes:**

For factory assembled blocks, suffix Catalog Number with number of blocks desired. See page 262-264 for dimensions and other details. (Maximum number of flat base preassembled sections is 12). Example: Ten tubular clamp, dovetail based sections, preassembled on channel = 024310

Example: Twelve polypropylene strap clamp flat base sections = P24812

For unpainted factory assembled blocks supplied with a removable marking strip add — 1 to Catalog Number.

For blocks with two or more different contact sections, imprinted marking strips, or special features, consult Technical Support.

**Comparison (Type of Block)**



**Direct Mount  
(Flat Base)**



**Channel Mount  
(Dovetail Base)**



**200 Series, Heavy Duty, 600V, 0.50" [1.27] Pitch** (Continued)



**Corrosion Resistant Strap Screw**



**Corrosion Resistant Tubular Screw**

Model	Part Number
D241	4-1437389-0
DP241	1776721-1
D0241	1776722-1
DP0241	6-1437389-0

Model	Part Number
D242	4-1437389-1
DP242	1776723-1
D0242	1776724-1
DP0242	1776724-2



22-10
—
10-32 Nickel plated binding head
35 A

18-4
1/2
1/4-28 Nickel plated set screw
85 A


250	4-1437390-3
P250	6-1437390-6
O250	2-1437390-5
P0250	6-1437390-4

250	4-1437390-3
P250	6-1437390-6
O250	2-1437390-5
P0250	6-1437390-4




**200 Series Heavy Duty Accessories**

**Mounting Channel**



Miniature		Steel Channel		Break Away Steel		Pre-punched Aluminum Channel	
Part Number	Catalog Number	Part Number	Catalog Number	Part Number	Catalog Number	Part Number	Catalog Number
1437381-8	12	9-1437381-1 9-1437381-8	60 63-BU	9-1437381-2	60-B-36	9-1437381-9 1437382-2	64 67
<b>Standard Length</b>							
3 feet		6 feet 3 feet		3 feet		6 feet 3 feet	

**Channel Clamps**



Screw Channel Clamps	Universal Clamps	Snap-In Clamps	Miniature for #12 Channel	See-thru Cover	Ganging Rod
<b>Part Number</b>					
9-1437381-5	1437382-3	9-1437381-7	1437381-4	1-1437381-6	3-1437381-9
<b>Catalog Number</b>					
61	68	62	11	23-BU	30-BU
<b>Standard Length</b>					
—					2 feet

**Marking Accessories**

**Jumpers**



Plastic Cloth Tape	Plastic Cloth Tape	Vinyl Marking Strips	Elevated Marking Strip	Nylon Holding Plug	Jumper for Tubular Contacts	Snap-Apart for Tubular Contacts
<b>Part Number</b>						
8-1437381-1	8-1437381-0	6-1437381-3	4-1437391-1	4-1437393-0	2-1437393-4	1-1437382-5
<b>Catalog Number</b>						
56	55-BU	50-BU	52-BU	65-BU	42-BU	75
<b>Standard Length</b>						
—		50 feet	25 feet	18 inches	—	
						12 ckt

**Related Product Data**

**Wire Pins and Ferrules**—Pages 132-134  
For more information on AMP Standard Terminals and Splices or Quick-Connect FASTON Receptacles and Tabs, request Catalog 82042.





**200 Series Heavy Duty Specifications**

**Material & Finish**

**Voltage Rating:** Blocks meet 600 volt creepage and clearance requirements of NEMA, UL and CSA for general industrial control equipment and panelboards. Withstand voltages greatly in excess of IEEE switchgear standards for 750 volts.

**Ampacity:** For a single #4 AWG wire the maximum amperage recommended is 85 amps.

**Standard Contacts:**

**Material:** Electrical grade copper or copper alloy conductor. Steel Screws plated to resist corrosion in most industrial applications

**AL-CU Tubular Screw:** Aluminum compatibility with aluminum or copper conductors. AL-CU is tin-plated brass.

**Environmental Contacts (for highly corrosive atmospheres)**

**Tubular Screw:** Electrical grade copper tube with nickel plating. Nickel plated brass screws.

**Strap Screw:** Nickel plated brass straps and screws. Nickel plating exceeds specification QQ-N-290 Class I, Type VII.

**Nylon Housing:**

**Material**—Nylon; Unfilled Type 6/6

**Max. Continuous Temperature**—125°C [257°F]

**Breakdown Voltage (AC, 60 Hz)**—

Contact-to-Contact: 7000V

Contact-to-Ground: 7800V

**Dielectric Strength (RH 40% at Sea Level)**—470-385 Volts/mil thickness Per ASTM D149

**UL High Voltage Arc Tracking (inches/min.)**—.01-.35

**Water Absorption (24 hrs. % wt. gain)**—1.5%

**Flammability**—UL94V-2

**Chemical Resistance**—Resistant to aromatic hydrocarbons, strong alkalies Per ASTM D543

**Radiation Resistance (ergs g-1 (C))**—8 x 10<sup>7</sup>

**Color**—Translucent White

**Independent Testing Service Listing and Recognition**

WIRE SIZES, Solid or Stranded Tubular Screw

Tubular Screw

1 #4 AWG, 1 #6 AWG,

1 or 2 #8 AWG, 1 to 4 #10 AWG,

1 or 5 #12 AWG, 1 to 4 #14 AWG,

1 or 6 #16 AWG, 1 to 8 #18 AWG,

Tubular Clamp

1 #6 AWG, 1 or 2 #8 AWG,

1 to 3 #10 AWG, 1 to 4 #12 AWG,

1 or 4 #14 AWG, 1 to 6 #16 AWG,

1 or 8 #18 AWG

Strap Clamp

1 #18 to 1 #8 AWG

**Polypropylene Housing:**

**Material**—Polypropylene; Filled self-extinguishing

**Max. Continuous Temperature**—105°C (221°F)

**Breakdown Voltage (AC, 60Hz)**—

Contact-to-Ground: 7800V

Contact-to-Contact: 7000V

**Dielectric Strength (RH 40% at Sea Level)**—500 Volts/mil thickness Per ASTM D149

**UL High Voltage Arc Tracking (inches/min.)**—Did not Track

**Water Absorption (24 hrs. % wt. gain)**—0.02% Per ASTM D570

**Flammability**—UL94V-0

**Chemical Resistance**—Resistant to most acids, alkalines, and saline solutions. Also resistant to higher aliphatic solvents and polar substances per ASTM D543

**Radiation Resistance (ergs g-1 (C))**—No data Available

**Color**—Opaque White



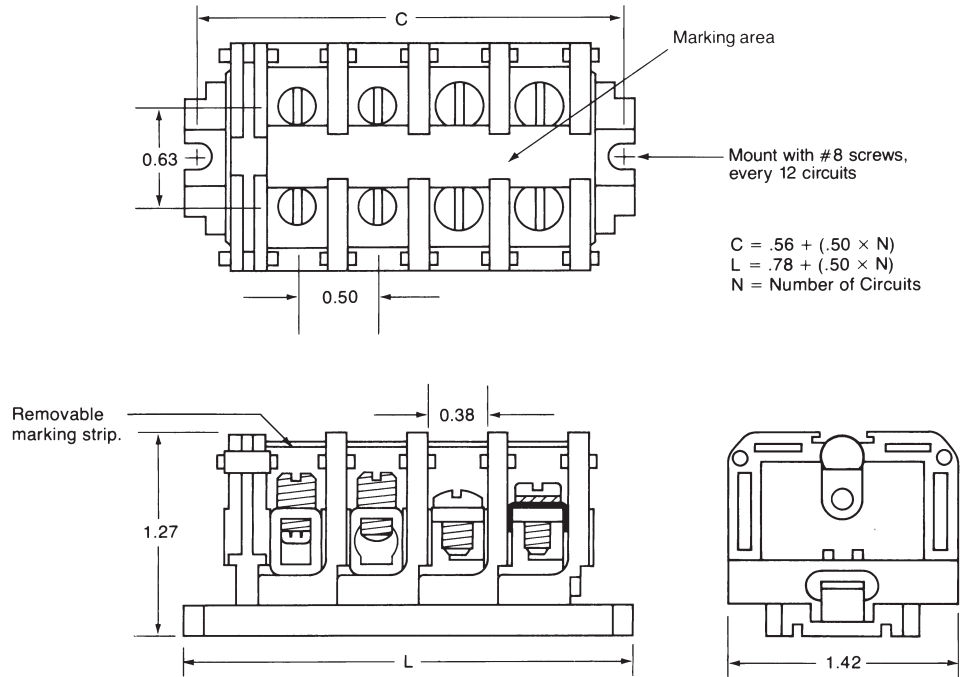
LR25557



E63810

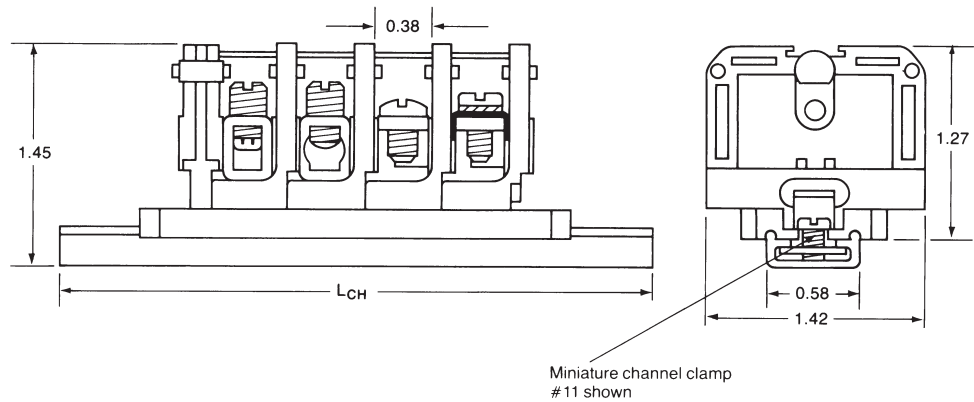
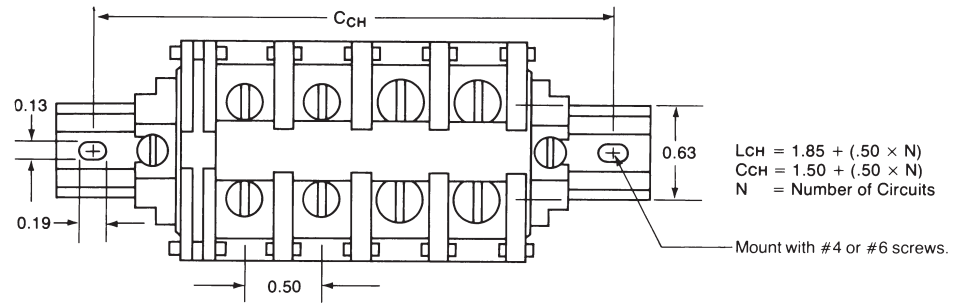
**200 Series, 600 Volt, Direct Mount**

**Flat Base**



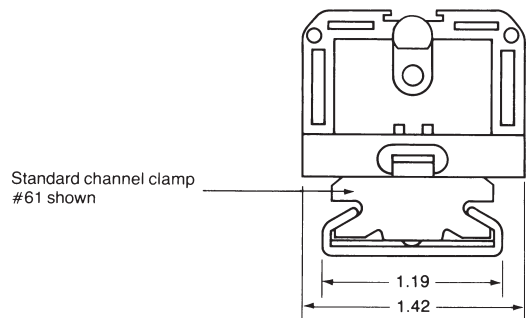
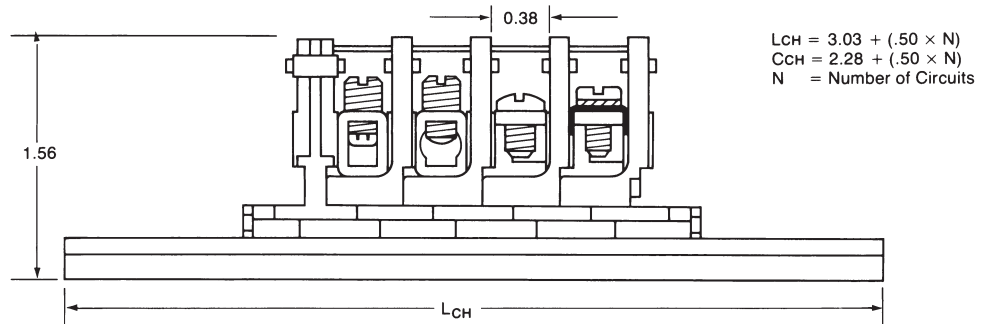
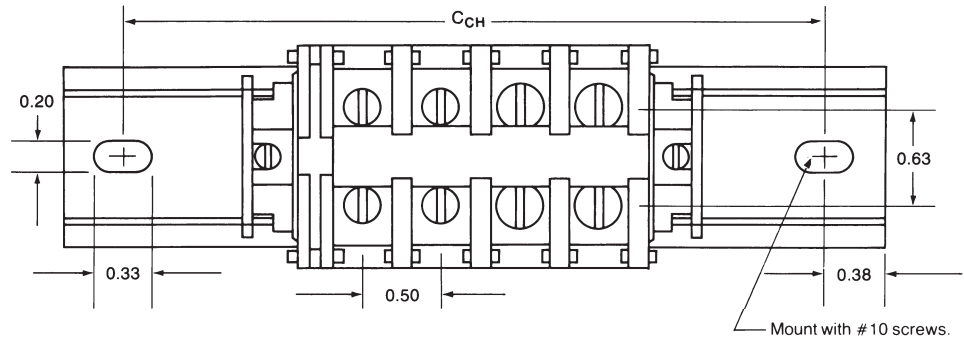
**200 Series, 600 Volt, Channel Mount**

**Flat Base Mounted On #12 Miniature Channel**



**200 Series, 600 Volt, Channel Mount (Standard)**


**Dovetail Base Mounted On Standard #60 Channel**



**200 Series, Heavy Duty Phenolic Blocks**

**Product Facts**

- **Sturdy Heavy Duty block** accepts single or combinations of wire up to #4 AWG solid or stranded — at least 122 circuits per 6-foot length, 9/16" center-to-center spacing.
- **Choose from four different contact styles** conservatively rated up to 90 amperes.
- **600 volt UL and NEMA rating.**
- **Surface mounted flat base and channel mounted dovetail base models available.**
- **Only one end section needed per block assembly.**
- **Interlocking sectional fanning strips** allow entire circuit groups to be connected and disconnected as a single unit.
- **Readily identify circuits** — available with painted marking surface or use removable marking strip. Pre-printed strips are also available.
- **Factory assembled blocks available.**
- **Heavy Duty Phenolic Block Sections** Snap-fit with 300 & 600 volt, medium duty phenolic, heavy duty nylon and polypropylene, and Fuse and Switch blocks.



This family of phenolic heavy duty blocks is ideal for high temperature, high current applications. The rugged material withstands temperatures up to 302°F [150°C].



**200 Series, Heavy Duty Phenolic, 600 V, 0.56" [14.24] Pitch**



**Characteristics**

**Strap Screw**

**Strap Clamp**

**Tubular Screw**

**Tubular Clamp**

Type of Block	Model	Part Number	Model	Part Number	Model	Part Number	Model	Part Number
<b>Direct Mount (Flat Base)</b>								
Painted	221	3-1437390-1	228-BU	1-1437381-5	222-BU	3-1437390-3	223-BU	3-1437390-6
Unpainted	211	2-1437390-7	218	3-1437390-0	212	2-1437390-8	213	2-1437390-9
<b>Channel Mount (Dovetail Base)</b>								
Painted	0221	1437390-8	0228	1-1437390-3	0222	1437390-9	0223	1-1437390-2
Unpainted	0211	1437390-1	0218	1437390-7	0212	1437390-3	0213	1437390-5
<b>Contact Type</b>								



**Specifications**

Wire Range (AWG) Solid & Stranded	22-10	18-8	18-4	18-6
Wire Strip Length (in.)	—	1/2	1/2	1/2
Screw Type	10-32 binding head	8-32 pan head w/clamp	1/4-28 set screw	1/4-28 set screw
Ampacity	35 A	50 A	85 A	65 A
<b>End Sections</b>				
Direct Mount	230-BU 1-1437381-7	230-BU 1-1437381-7	230-BU 1-1437381-7	230-BU 1-1437381-7
Channel Mount	0230 1-1437390-4	0230 1-1437390-4	0230 1-1437390-4	0230 1-1437390-4

**Notes:**

For factory assembled blocks, suffix Catalog Number with number of blocks desired. See page 270 for dimensions and other details. (Maximum number of flat base preassembled sections is 12).

Example: Twenty dovetail based, tubular clamp blocks, preassembled on channel = 021320 (plain marking area)

Example: Twelve preassembled flat base, strap screw blocks = 22112 (painted marking area)

For factory assembled blocks supplied with a removable marking strip add — 1 to Catalog Number.

For blocks with two or more different contact sections, imprinted marking strips, or special features, consult Technical Support.

Environmental contacts for highly corrosive atmospheres are available with nickel plating on non-ferrous hardware. To order, prefix Catalog # with "D".

**Comparison (Type of Block)**



**Direct Mount (Flat Base)**



**Channel Mount (Dovetail Base)**



LR25557 E63810

**200 Series, Heavy Duty Phenolic, 600 V, 0.56" [14.24] Pitch (Continued)**



**Corrosion Resistant Strap Screw**



**Corrosion Resistant Tubular Screw**



**Corrosion Resistant Tubular Clamp**

Model	Part Number	Model	Part Number	Model	Part Number
D221	3-1437389-6	D222	3-1437389-8	D223	3-1437389-9
D211	3-1437389-4	D212	3-1437389-5	D213	4-1437390-6
D0221	1437389-7	D0222	1437389-8	D0223	1437389-9
D0211	1437389-2	D0212	1437389-4	D0213	1437389-6

**Contact Type**



**Specifications**


Model	Part Number	Model	Part Number	Model	Part Number
22-10		18-4		22-10	
—		1/2		1/2	
10-32 Nickel plated binding head		1/4-28 Nickel plated set screw		1/4-28 Nickel plated set screw	
35 A		85 A		65 A	
230-BU	1-1437381-7	230-BU	1-1437381-7	230-BU	1-1437381-7
0230	1-1437390-4	0230	1-1437390-4	0230	1-1437390-4

**Sectional Fanning Strips**

Description	Part No.	Catalog No.
Tubular Screw	1-1437381-8	24
Strap Screw	1-1437381-9	27
Molding Only, no contact	1447889-1	2400

**Note:**


For factory assembled fanning strips, suffix Catalog Number with number desired.  
 Example: Ten factory assembled sections of #24 = 2410




*Electronics*

**200 Series, Heavy Duty Phenolic Accessories**

**Mounting Channel**



**Channel Clamps**



Steel Channel	Break Away Steel	Pre-punched Aluminum Channel	Screw Channel Clamps	Universal Clamps	Snap-In Clamps	See-thru Cover	Ganging Rod
<b>Part Number</b>							
9-1437381-1 9-1437381-8	9-1437381-2	9-1437381-9 1437382-2	9-1437381-5	1437382-3	9-1437381-7	1-1437382-2	3-1437381-9
<b>Catalog Number</b>							
60 63-BU	60-B-36	64 67	61	68	62	23-BU	30-BU
<b>Standard Length</b>							
6 feet 3 feet	3 feet	6 feet 3 feet	—	—	—	—	2 feet

**Marking Accessories**



**Jumpers**



Plastic Cloth Tape	Plastic Cloth Tape	Vinyl Marking Strips	Elevated Marking Strip	Nylon Holding Plug	Jumper for Tubular Contacts	Jumper for Strap Screw
<b>Part Number</b>						
8-1437381-1	8-1437381-0	6-1437381-3	4-1437391-1	4-1437393-0	2-1437381-3	5-1437381-5
<b>Catalog Number</b>						
56	55-BU	50-BU	52-BU	65-BU	41-BU	43
<b>Standard Length</b>						
10 sheets	50 feet	25 feet	18 inches	—	—	—

**Related Product Data**

**Wire Pins and Ferrules**—Pages 108-110  
For more information on AMP Standard Terminals and Splices or Quick-Connect FASTON Receptacles and Tabs, request Catalog 82042.



**200 Series, Heavy Duty Phenolic Specifications**

**Material & Finish**

**Standard Contacts**

**Material:** Electrical grade copper or copper alloy conductor. Steel Screws plated to resist corrosion in most industrial applications.

**Environmental Contacts (for highly corrosive atmospheres)**

**Tubular Screw:** - Electrical grade copper tube with nickel plating.

Nickel plated brass screws.

**Strap Screw:** - Nickel plated brass straps and screws

Nickel plating exceeds specification QQ-N-290 Class I, Type VII.

**Wire Range:** Strap Screw: #22-10 AWG max., solid or stranded with crimp terminals

**Strap Clamp:** #18-8 AWG, solid or stranded

**Tubular Screw:** #18-4 AWG, solid or stranded

**Tubular Clamp:** #18-6 AWG, solid or stranded

**Wire Strip Length:** Strap Screw: As needed for lugging

**Strap Clamp:** 1/2 in. [12.7]

**Tubular Screw:** 1/2 in. [12.7]

**Tubular Clamp:** 1/2 in. [12.7]

**Screw Type:** Strap Screw: 10-32 slotted binding head

**Strap Clamp:** 8-32 pan head w/ clamp

**Tubular Screw:** 1/4-28 slotted headless

**Tubular Clamp:** 1/4-28 slotted headless

**Strap Screw:** Maximum width of lugs: 11/32 in. [8.73]

**Independent Testing Service Listing and Recognition**

WIRE SIZES, Solid or Stranded Tubular Screw

Tubular Screw

1 #4 AWG, 1 #6 AWG,

1 or 2 #8 AWG, 1 to 4 #10 AWG,

1 or 5 #12 AWG, 1 to 6 #14 AWG,

1 or 6 #16 AWG, 1 to 8 #18 AWG,

Tubular Clamp

1 #6 AWG, 1 or 2 #8 AWG,

1 to 3 #10 AWG, 1 to 4 #12 AWG,

1 or 4 #14 AWG, 1 to 6 #16 AWG,

1 or 8 #18 AWG

Strap Clamp

1 #18 to 1 #8 AWG

**Nylon Housing**

**Material**—Phenolic, Filled Flame Retardant

**Max. Continuous Temperature**—150°C, [302°F]

**Breakdown Voltage**—

Contact-to-Contact: 7800V

Contact-to-Ground: 9400V

**Dielectric Strength (RH 40% at Sea Level)**—300 Volts/mil thickness per ASTM #D149

**UL High Voltage Arc Tracking (Inches/min.)**—.49-.58 [12.45-14.73]

**Water Absorption (24 hrs. % wt. gain)**—0.45% per ASTM D570

**Flammability**—UL94V-1

**Chemical Resistance**—Resistant to acids, alkalis, and aliphatic hydrocarbons and ketones, per ASTM D543.

**Radiation Resistance (ergs g-1 (C))**—2.7 x 108 min.

**Color**—Black



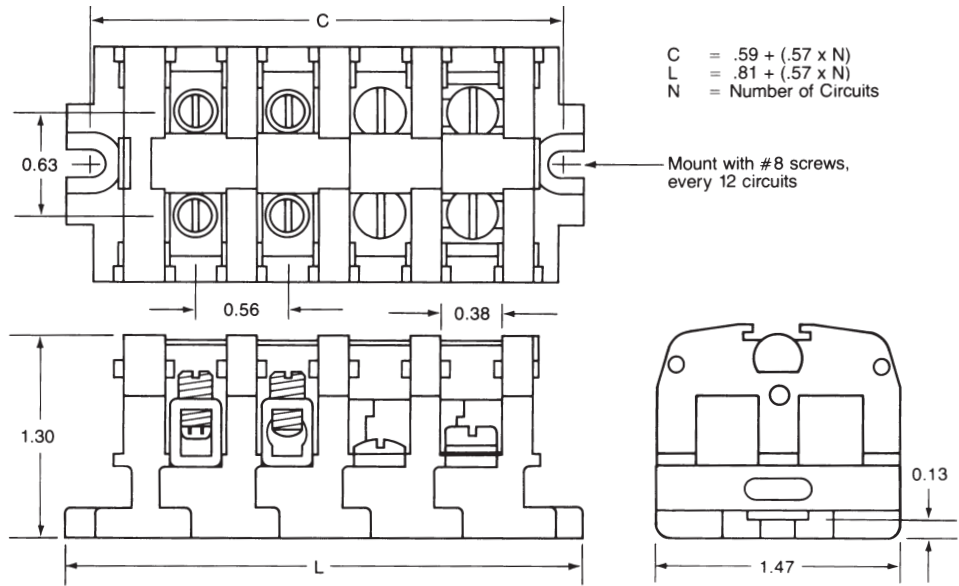
LR25557



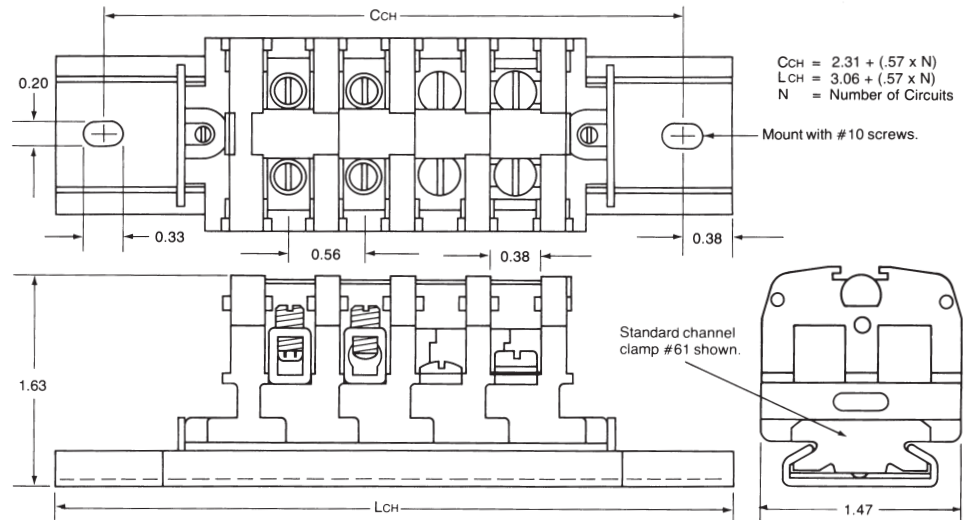
E63810

**200 Series, Heavy Duty Phenolic**

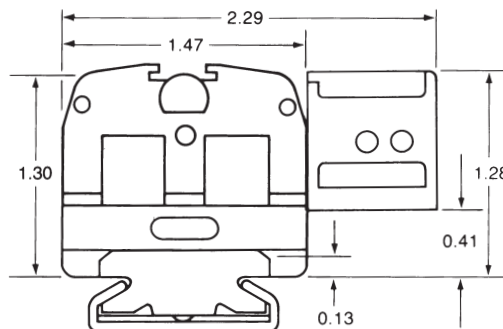
**Flat Base**



**Dovetail Base Mounted On Standard #60 Channel**




**Sectional Fanning Strips**



**800 Series, Intermediate Heavy Duty**

**Product Facts**

- An exceptionally compact block that accepts single or combinations of AWG wire sizes as large as #1/0 — at least 92 circuits per 6-foot length, 3/4 inch center-to-center spacing.
- Tubular screw contact style accepts AWG wire sizes from #12 thru #1/0, solid or stranded.
- Same block mounts on surface or channel — two-way mounting base fits standard channel or mounts directly to flat surfaces.
- Packaged for rapid handling and assembly — snap-fit sections packaged 10 per carton.
- Contacts conservatively rated at 155 amperes per circuit when used with copper wire.
- Only one end section needed per block assembly.
- Readily identify circuits — blocks available with painted marking surface or use removable vinyl marking strip. Preprinted marking strips are also available.
- Factory assembled blocks available.
- Nylon housing material for the most rugged applications.
- Allen head screw for aluminum wire — screw tip design helps protect aluminum wire from overtightening. Slotted screw head for copper wire.
- Intermediate Heavy Duty blocks snap-fit with 300 & 600V, Medium Duty phenolic, Heavy Duty nylon, polypropylene and phenolic and Fuse and Switch blocks.



This line of 600 volt blocks is rated up to 150 A and is available in a standard version and a corrosion resistant version.



**800 Series, Intermediate Heavy Duty, 600 V, 0.75" Pitch**



**Material & Finish**

**Housing Material**—Polyamide type 6/6, unfilled

**Max Continuous Temp.**—125°C [257°F]

**Water Absorption (24hrs. % wt. gain)**—1.5%

**Flammability**—UL94V-2

**Chemical Resistance**—Resistant to aromatic hydrocarbons, strong alkalis

**Radiation Resistance (ergs g-1 (C))**—8 x 10<sup>7</sup>

**Color**—Translucent white

**Electrical Properties**

**Voltage Rating**—Blocks meet 600V clearance and creepage requirements of NEMA, UL, and CSA standards for general industrial control equipment and panelboards. Withstand voltages in excess of IEEE switchgear standards for 750V.

**Breakdown Voltage, AC, 60Hz**—  
Contact-to-Contact: 8,800V  
Contact-to-Ground: 9000V

**Dielectric Strength — RH 40% @ Sea Level**—470-385 Volts/mil thickness per ASTM D149

**Operating Voltage**—Blocks meet 600V creepage and clearance requirements; withstand voltage greatly exceeds standards for 750V

**UL High Voltage Arc Tracking (in./min.)**—.01-.35 [.25-8.89]

**Contacts**

**Standard Contacts**

**Material**—Electrical grade copper conductor

**Screws**—Steel, zinc plated to resist corrosion in most applications

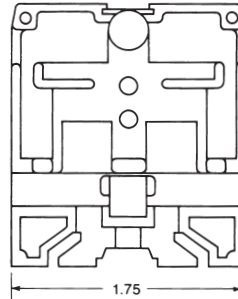
**Duramax Contacts (for highly corrosive atmospheres)**

**Tubular Screw**—Electrical grade copper tube with nickel plating; nickel plated brass screws. Nickel plating exceeds specification QQ-N-290 Class 1, Type VII.

**Wire Range**—#12-1/0 AWG, solid or stranded

**Wire Strip Length**—11/16" [17.46]

**Screw Type**—7/16" [11.11] - 20 slotted headless screw



Same part used for both panel and channel mounting.

Description	Part No.	Catalog No.
Tubular Screw, Unpainted	1437395-2	814
Tubular Screw, Painted	1437395-3	824-BU
Corrosion Resistant, Unpainted	5-1437395-8	D814-BU
Corrosion Resistant, Painted	5-1437395-9	D824
End Section	1-1437395-4	830-BU

**Notes:**

For factory assembled blocks on channel, prefix Catalog # with "0" and suffix with number of blocks desired. Without channel (maximum of 6 sections) delete "0". See page 273 for dimensions and other details.

Example: Ten tubular screw sections preassembled on channel = 082410

For unpainted factory assembled blocks supplied with a removable marking strip add -1 to Catalog Number.

For blocks with two or more different contact sections, imprinted marking strips or special features; consult Technical Support.

**Independent Testing Service Listing and Recognition**

**UL Wire Sizes**—Solid or Stranded, Tubular Screw


- 1 — #1/0 AWG, 1 — #1 AWG
- 1 — #2 AWG, 1 or 2 — #4 AWG
- 1, 2 or 3 — #6 AWG,
- 1, 2, 3 or 5 — #8 AWG
- 1 to 6 — #10 AWG, 1 to 7 — #12 AWG



*Electronics*

**800 Series, Intermediate Heavy Duty Accessories**

**Mounting Channel**



**Channel Clamps**




Steel Channel	Break Away Steel	Pre-punched Aluminum Channel	Screw Channel Clamps	Universal Clamps	Snap-In Clamps	See-thru Cover	Ganging Rod
<b>Part Number</b>							
9-1437381-1 9-1437381-8	9-1437381-2	9-1437381-9 1437382-2	9-1437381-5	1437382-3	9-1437381-7	4-1437390-4	3-1437381-9
<b>Catalog Number</b>							
60 63-BU	60-B-36	64 67	61	68	62	93-BU	30-BU
<b>Standard Length</b>							
6 feet 3 feet	3 feet	6 feet 3 feet	—	—	—	—	2 feet

**Marking Accessories**



**Jumpers**



Plastic Cloth Tape	Plastic Cloth Tape	Vinyl Marking Strips	Elevated Marking Strip	Holding Screw	Snap-apart Jumper
<b>Part Number</b>					
1437382-1	8-1437381-0	6-1437381-3	4-1437391-1	7-1437381-8	1-1437382-6
<b>Catalog Number</b>					
66	55-BU	50-BU	52	53-BU	76
<b>Standard Length</b>					
—	50 feet	25 feet	18 inches	—	12 ckt

**RELATED PRODUCT DATA**

**WIRE PINS AND FERRULES:** Pages 108-110  
 For more information on AMP Standard Terminals and Splices or Quick-Connect FASTON Receptacles and Tabs, request Catalog 82042.